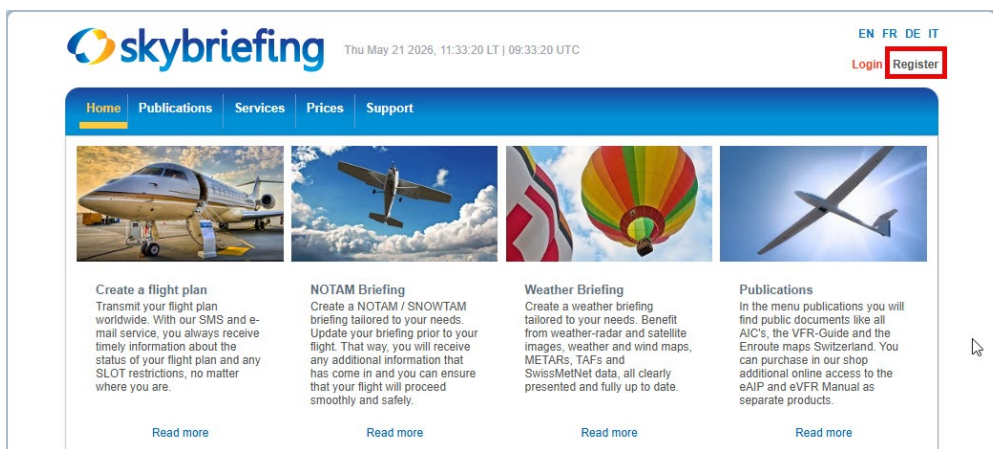


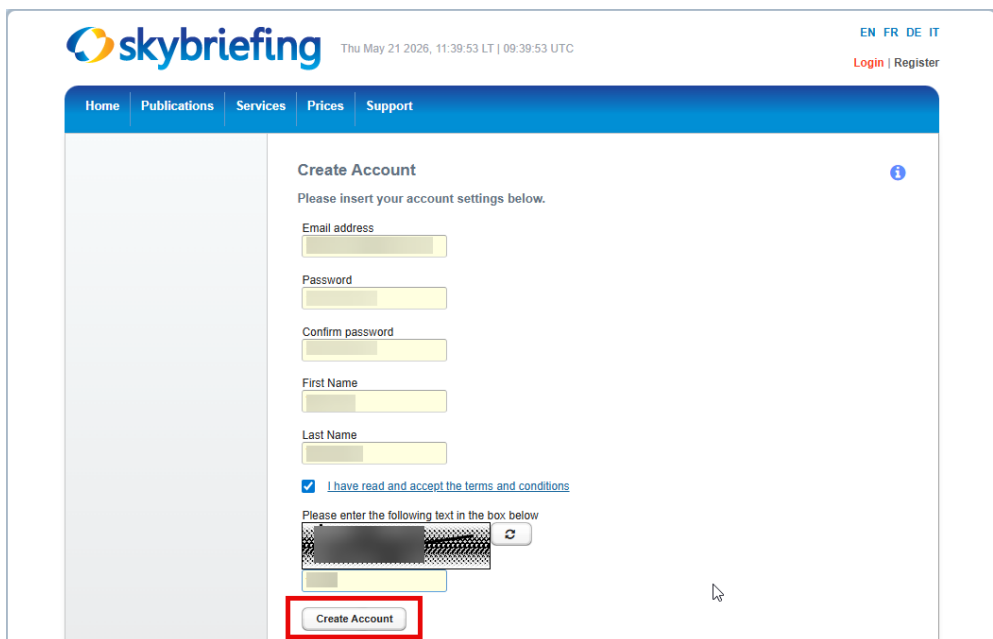
title Customer information  
subj New process for user registration in skybriefing

## New user registration

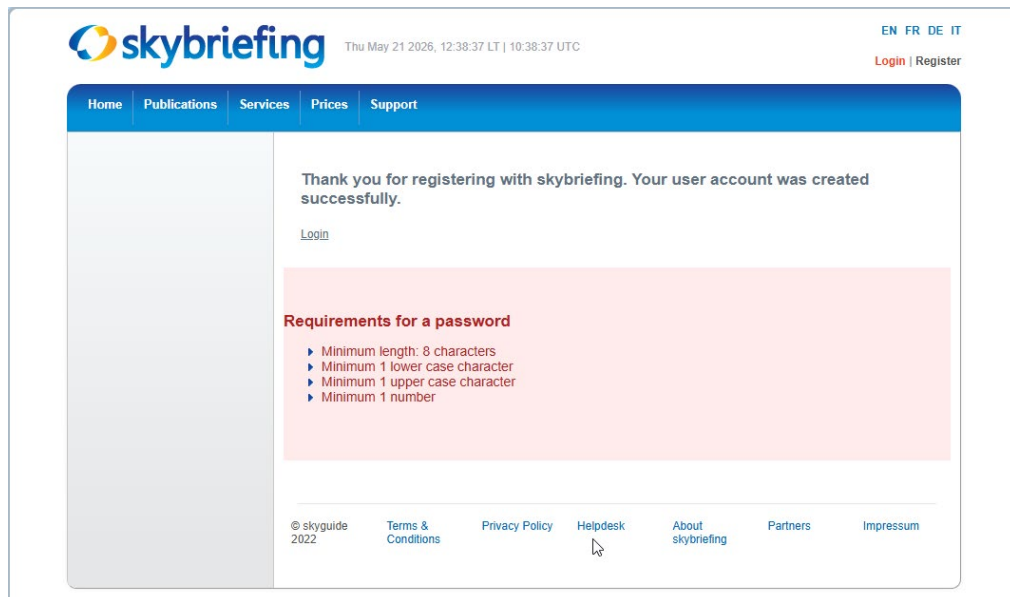
1. Open the web-browser and access the website <https://skybriefing.com>.
2. Click on the link "Register" on the upper right corner of the website.



3. Fill out the form, read and accept the terms and conditions, enter the captcha text and click on the button "Create Account" to have your account created.



4. You will receive a confirmation message on the website and an e-mail confirmation for the account creation.



5. You will also receive an e-mail for verification of your e-mail address in English language.



Dear [REDACTED],

Please verify your email address at [skybriefing](https://skybriefing.com).

Your verification code is **be039d0e-7555-f008-32dd-b7150c5510d6**

You may contact us anytime:  
email: [helpdesk@skybriefing.com](mailto:helpdesk@skybriefing.com)  
phone: +41 43 931 6161

6. Please open skybriefing in your web browser and login with your newly created user account.

- You will be shown a page where you have to verify your e-mail address. Please copy and paste the verification code received by e-mail into the form field and then click on the button "Verify".

- After successful verification of your e-mail address, you will be logged in and can use skybriefing from now on.